

BSNL Mobile Data Offload (MDO) WI-FI Service

Frequently Asked Questions (FAQ)

Question 1: What is WiFi MDO HotSpot ?

Answer: WiFi MDO Hotspot is a location where BSNL mobile customers (Pre-paid & Post paid) can access Mobile internet through wide band WiFi networks for faster speed, once they enter into the Hotspot area.

Question 2: Is the BSNL MDO facility available to other Telco customers like Airtel customers?

Answer: No. Only BSNL customers (both prepaid and postpaid) can access this facility.

Question 3: Any Pre-requisites for accessing MDO services?

Answer: BSNL QMDO services are available on all WiFi enabled mobile handsets which support EAP-SIM-AKA. The customer should also have an active BSNL Data package (prepaid or postpaid).

Question 4: How to latch on to MDO ?

Answer:

- Step-1: Enable WiFi in the handset having BSNL SIM (one time procedure).
- Step-2: Select 'BSNL-QMDO' SSID (one time procedure)
- Step-3: Select authentication mode as 'EAP-SIM' and you are connected.

Question 5: What are the charges applicable?

Answer: Charges applicable shall be as per the existing Data Package availed by the customer.

Question 6: What are the advantages?

Answer:

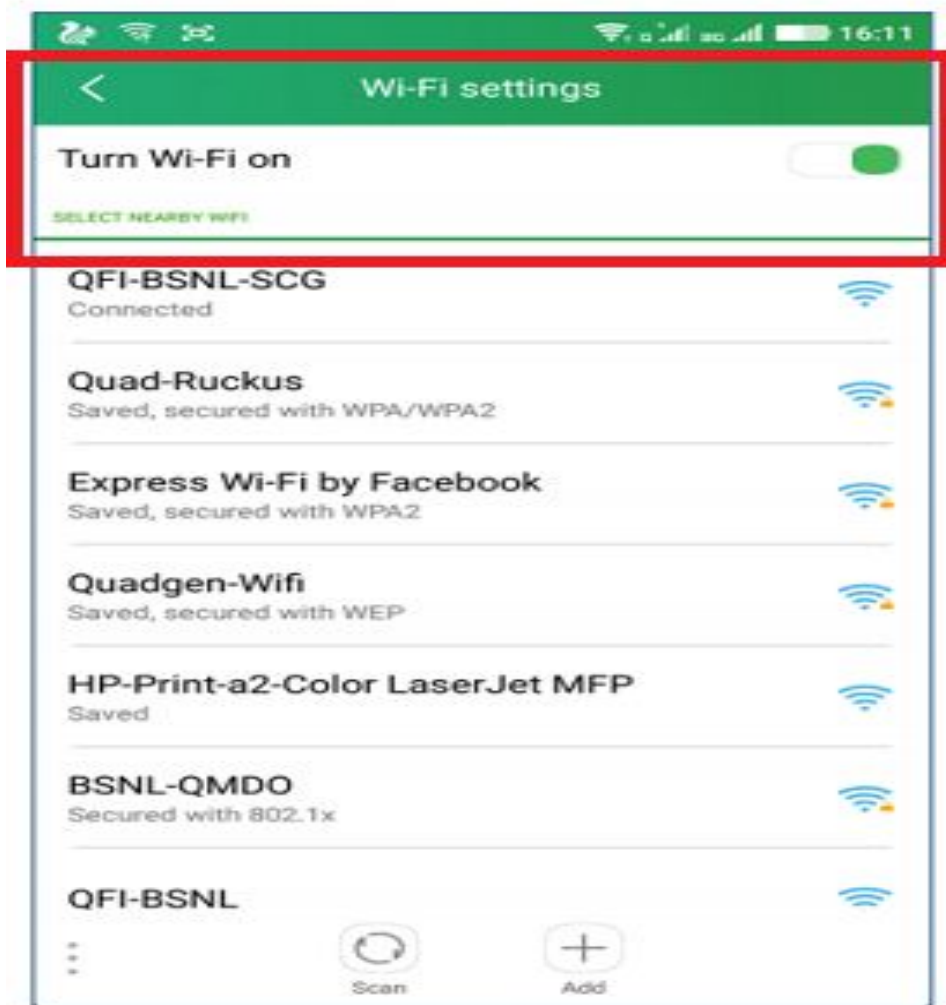
- Customers will be able to access high speed internet at 2G/3G data price.
- 2G/3G MDO seamless connectivity with no additional charges.

Question 7: Is internet through WiFi available for Non-BSNL customers?

Answer: Yes. Non-BSNL customers can also avail internet services through Wi-Fi by subscribing BSNL pre-paid Wi-Fi Data Package online.

Steps to invoke WiFi Mobile Data Offloading (BSNL-QMDO) on BSNL Mobiles

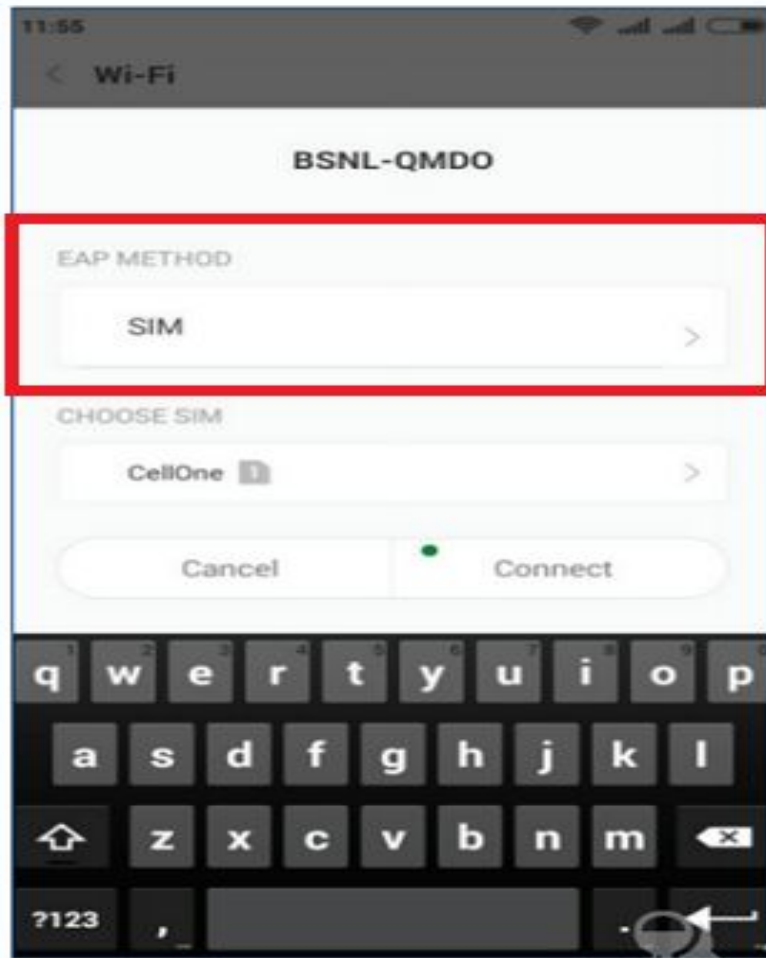
Step 1 Open Settings, Turn On WiFi



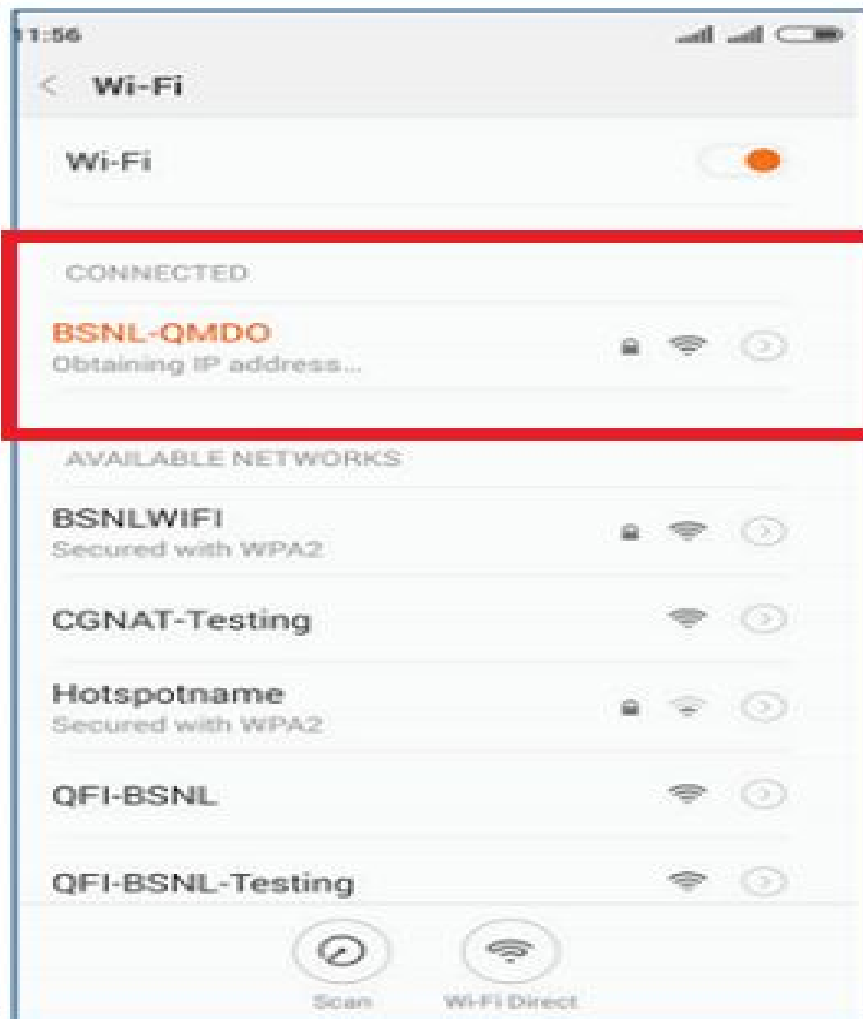
Step 2 Select BSNL - QMDO SSID



Step3:
**Go to EAP Method
& Select "SIM" Mode**



Step4
Press Connect &
You should see
BSNL-QMDO in
Highlighted Color



Step5
Open the browser
& start Browsing



BSNL customers using iPhones need to download MDO certificate